

powerlite®

06

LINEAR
SURFACE



Vela 1
Vela 2
Vela 3
Vela 4
Vela 5

Vela 1

1 & 2 Lamp 28W & 54W

Pendant, Surface and Track Mounted T5 Luminaire



T5

Pendant Version

Without backplate to allow upward light (Not Inc. Pendant Kit)

Lamp (Not Inc.)	White	Aluminium
1 x 28W HET5	TES128	TES130
2 x 28W HET5	TES228	TES230
1 x 54W HOT5	TES154	TES156
2 x 54W HOT5	TES254	TES256

Surface Mounted Version

Lamp (Not Inc.)	White	Aluminium
1 x 28W HET5	TEC128	TEC130
2 x 28W HET5	TEC228	TEC230
1 x 54W HOT5	TEC154	TEC156
2 x 54W HOT5	TEC254	TEC256

Track Mounted Version

With flying lead adaptor for Sirius 2 Single Circuit track

Lamp (Not Inc.)	White	Aluminium
1 x 28W HET5	TET128	TET130
2 x 28W HET5	TET228	TET230
1 x 54W HOT5	TET154	TET156
2 x 54W HOT5	TET254	TET256

Version for Three circuit Sirius 3 track Suffix /ETA

Options & Accessories

Pendant Suspension Kit (with surface plate)
1.5m steel wires and supply flex Suffix /PK

Clear Acrylic Back Panel (TES versions only)
To allow upward light Suffix /TBC
Tinted versions available on request.

White Steel
Back panel (TES versions only) to prevent upward light Suffix /BP


Emergency Lighting Version
3 hour maintained emergency version. The emergency module and batteries are fully integral. Suffix /SC3

Lighting Controls For Energy Saving (pg 89)
Switch-dimming version Suffix /HFD
DALI protocol control Suffix /DALI

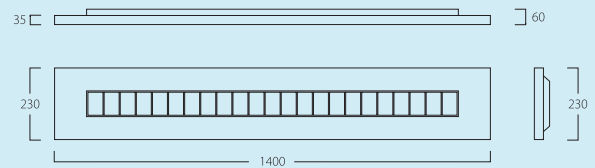
'With Lamp' Option Available to special order

High specification surface mounted luminaire in powder coated mild steel with specular wedge blade louvre. For prestigious retail and commercial applications.

- Continuous mounting facilities
- Plug and socket, connection to and between luminaires



TES230



Vela 2

2 Lamp 36W, 58W & 70W T8
Surface or Pendant Mounted Luminaire



Lamps (Not Inc.)

2 x 36W T8
2 x 58W T8
2 x 70W T8

High Frequency

DLC236HF
DLC258HF
DLC270HF

- Anti-iridescence, specular aluminium, low glare, wedge blade louvre
- Injection moulded end caps

Options & Accessories

Code

Emergency Lighting Version

Maintained self contained 3 hour emergency version
The emergency module and batteries are fully integral.

Suffix /SC3

Pendant Unit

Adjustable in length and complete with 3 core cable

Suffix /PK

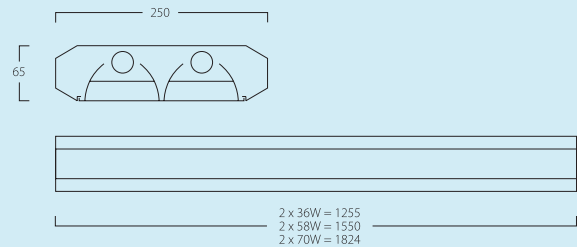
Lighting Controls For Energy Saving (pg 89)

Switch-dimming version
DALI protocol control (not available on 70W versions)

Suffix /HFD
Suffix /DALI

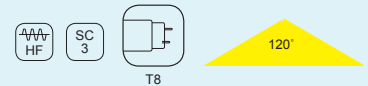
'With Lamp' Version

Available to special order



Vela 3

2 Lamp 36W, 58W & 70W
Surface Luminaire with Prismatic Diffuser



Twin Lamp (Not Inc.)

2 x 36W T8
2 x 58W T8
2 x 70W T8

High Frequency

DL236HF
DL258HF
DL270HF

For for classrooms, canteens, restaurants, staircases, etc.

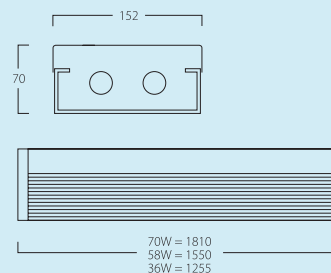
- PMMA UV stabilised prismatic diffuser

Options & Accessories

Code

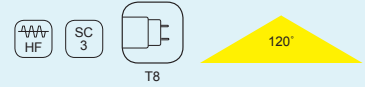
'With Lamp' Version

Available to special order



Vela 4

2 Lamp 36W, 58W & 70W
Surface Luminaire with Prismatic Diffuser



Single Lamp (Not Inc.)

1 x 36W T8
1 x 58W T8
1 x 70W T8

High Frequency

DL136HF
DL158HF
DL170HF

For classrooms, canteens, restaurants, staircases, etc.

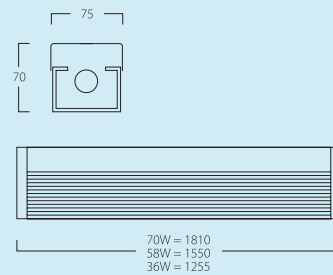
- PMMA UV stabilised prismatic diffuser

Options & Accessories

'With Lamp' Version

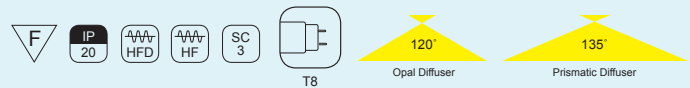
Code

Available to special order



Vela 5

2 Lamp 36W & 58W
T8 Surface Luminaire



Lamp (Not Inc.)

2 x 36W T8
2 x 58W T8

High Frequency Opal

DR236HF
DR258HF

Prismatic

DX236HF
PDX528HF

Designed for a wide range of general lighting applications. Schools, hospital, general offices, public areas etc.

- Extruded opal or clear prismatic diffuser in UV stabilised PMMA
- Spring loaded end caps
- Proportion of upward light

Options & Accessories

'With Lamp' Version

Code

Available to special order

