

10

EXTERIOR LUMINAIRES

Regor 1
Regor 2
Regor 3
Regor 4
Regor 5



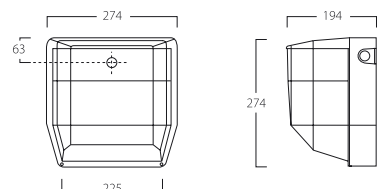
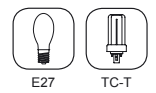
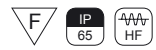


Regor 1

IP65 Wall Mounted Bulkhead

Attractive, versatile and durable H.I.D wall mounted luminaire which combines directional lenses and reflector optics. This allows wide spacing without loss of lighting effectiveness. An ideal solution for amenity or security lighting around building perimeters.

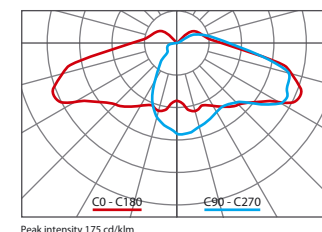
- Complete with lamp
- Cable entries in sides, top and back with through wiring facilities
- Optional photocell for automatic dusk to dawn switching
- Housing and refractor/cover in UV resistant polycarbonate
- Compact fluorescent version for instant white light



Lamp (Included)	Codes	Version Fitted with Photocell
42W TC-T	GCF42	GMF42
70W SON-E (E*)	GPS70	GMS70
70W SON-E (I*)	GPS70i	GMS70i
70W MH-E	GPW75	GMW75
80W MBF	GPF80	N/A


(E*) Separate ignitor fitted within luminaire
 (I*) Uses lamp with internal ignitor

70W SON-E



Regor 2

High Specification 400W HID Exterior Floodlight



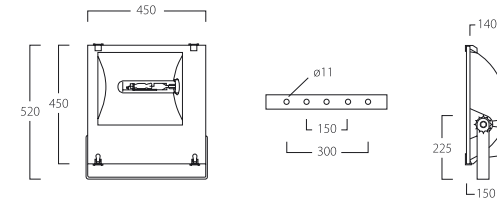
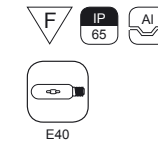
Regor 2

High Specification 400W HID Exterior Floodlight

Fully protected against weather and corrosion with High Pressure Sodium and Metal Halide lamp options. Provides outstanding general area floodlighting.

Suitable for car parks, large signs, building facades, garage forecourts, sports facilities, etc.

- Toughened glass front panel, heavy duty galvanised stirrup bracket and stainless steel, quick release front retaining clips (hinged for maintenance)
- Operating temperatures -20°C to 25°C (400 watt versions)
- Supplied with lamp and symmetric reflector optics as standard
- Optional asymmetric reflector available (suffix /AR)
- Projected area (windage) = 0.2m²



Lamp (Included)	Black	White
H.P Sodium SON - T 150W	PFS150	PFS152
H.P Sodium SON - T 250W	PFS250	PFS252
H.P Sodium SON - T 400W	PFS400	PFS402
Metal Halide MH - T 250W	PFH250	PFH252
Metal Halide MH - T 400W	PFH400	PFH402

Options	Code
---------	------

Asymmetric Reflector
Produces a peak intensity 30°-40° ahead of the floodlight and a sharper cut-off, enabling the floodlight to be positioned nearer parallel to the lit surface thus reducing extraneous light and nuisance glare. Suffix /AR

Clear Polycarbonate Visor (250W Max.)
Where broken glass would be catastrophic for example in grain, stores, food-processing areas etc. For 150W and 250W versions only. Suffix /PC

Photocell Options
All Regor 2 models are available fitted with an integral photocell for automatic dawn to dusk switching

Integral Photocell Version	Black	White
Lamp (Included)		
H.P Sodium SON - T 150W	PPS150	PPS152
H.P Sodium SON - T 250W	PPS250	PPS252
H.P Sodium SON - T 400W	PPS400	PPS402
Metal Halide MBI - T 250W	PPH250	PPH252
Metal Halide MBI - T 400W	PPH400	PPH402

Coloured Metal Halide Lamps
Create superb effects by bringing building facades, objet d'art, parks and gardens etc. to life without the use of filters

Available for the 400W MH (Metal Halide) versions only in 4 colours

Colour	Green*	Blue	Magenta*	Orange*
Suffix	/GR	/BL	/MA	/OR

*Available to special order. Please contact us for availability

Mounting Brackets & Accessories

See page 169 for details

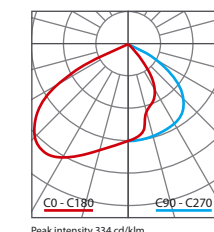


Asymmetric Reflector /AR

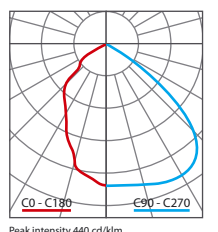


Clear Polycarbonate Visor

400W with asymmetric reflector /AR



400W standard, with symmetric, reflector



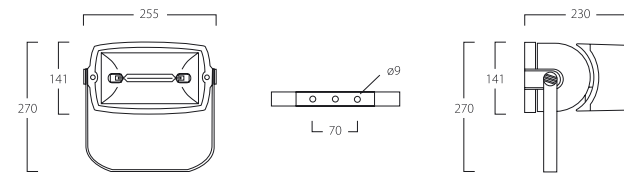
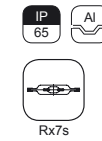


Regor 3

Quality Exterior 150W HID Floodlight

Compact and stylish, Regor 3 provides discrete yet powerful floodlighting. Its even, rectangular light distribution is ideal for the lighting of facades and signage.

- Control gear mounted in separate housing
- For MH-TD, CD-TD & SON-TD lamps
- Die-cast aluminium housing, chromated prior to powder coating



Lamp (Not Inc.)	Black	White	Aluminium
70W SON/MH-TD	PFH70	PFH71	PFH74
150W SON/MH-TD	PFH150	PFH151	PFH154

Options & Accessories

Options & Accessories	Code
Narrow Beam Option Concentrates light into 36° beam	Suffix /NB
'With Lamp' Options Complete with 3000K lamp	Suffix /30K
Complete with 4200K lamp	Suffix /42K

Coloured Metal Halide Lamps
Create superb effects by bringing building facades, objet d'art, parks and gardens, etc. to life without the use of filters

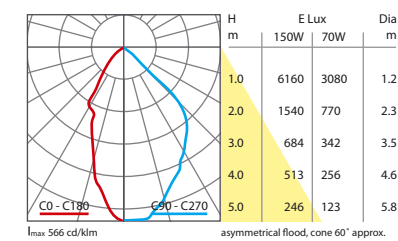
Colour	Green*	Blue	Magenta*	Orange*
Suffix	/GR	/BL	/MA	/OR

*Available to special order. Please contact us for availability

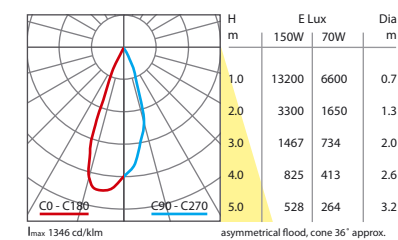
Mounting Brackets & Accessories

See page 171 for details

150W & 70W CD-TD



150W & 70W CD-TD Narrow Beam /NB



Regor 4 & 5

Quality Exterior Halogen Floodlight

A superior quality 500W Halogen floodlight for use where style and performance really matter. Robustly constructed to protect against the elements, Regor 4 provides outstanding general flood, up-lighting, sign lighting and security lighting for churches, homes, shops, etc.



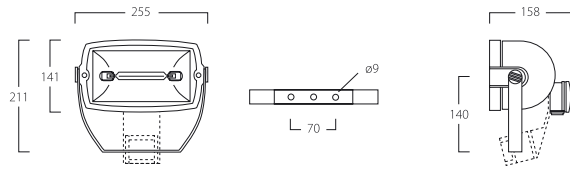
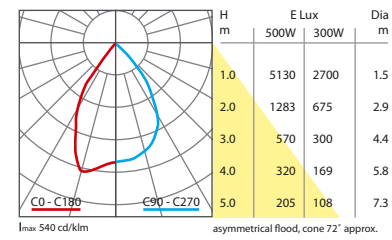
Regor 4

- 200W-500W double ended tungsten R7s Halogen lamps (not inc.)
- Sturdy, die-cast housing chromated prior to powder coating
- Wiring termination in separate terminal box via IP66 gland
- Projected area 0.032m²
- 300W max. for interior use



Regor 4	Black	White	Aluminium
Code	PFT500	PFT502	PFT504

Regor 4



Regor 5

High specification, combined floodlight and P.I.R. (passive infra-red detector) for discerning security applications.

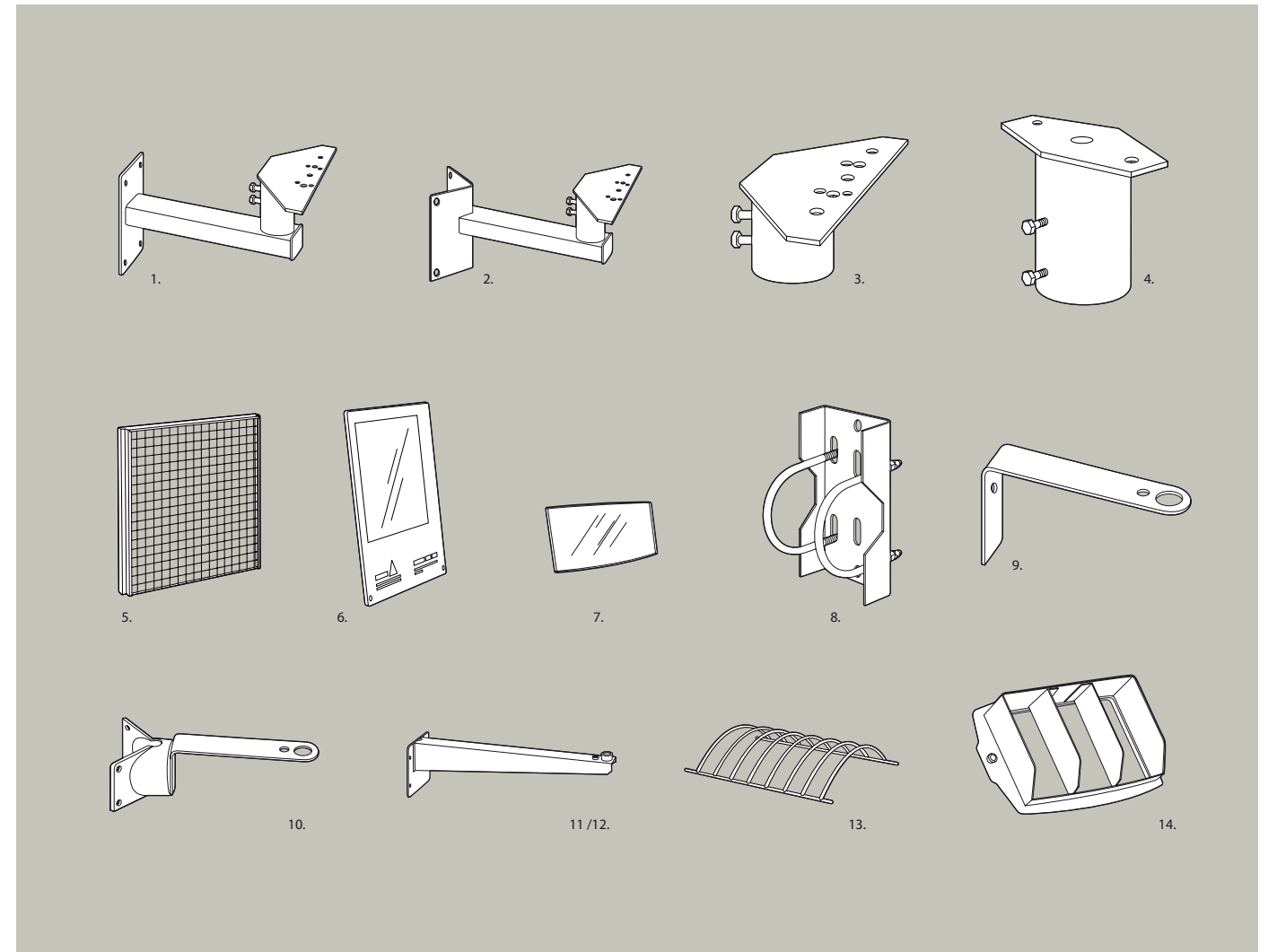
- IP54
- P.I.R. adjustable independent of floodlight alignment
- Up to 12m x 120° detection zone
- Lens sections can be masked to prevent nuisance switching
- Switch on period adjustable 10 secs - 15 mins
- Light level below which unit becomes operable is adjustable from 2-2000 lux
- Lamp not included



Regor 5	Black	White	Aluminium
Code	PGT500	PGT502	PGT504

Accessories

For Regor 2, 3, 4 & 5



Accessories

Product	Black	White	Aluminium	Regor 2	Regor 3	Regor 4	Regor 5
1. Wall Bracket & Spigot	CPW411			•	•	•	•
2. Corner Bracket & Spigot	CPW413			•	•	•	•
3. Spigot for 60mm Diameter Post Top	CPW412			•	•	•	•
4. Spigot for 76mm Diameter Post Top	PTS100	PTS102		•	•	•	•
5. Wire Mesh Guard	PWG414			•			
6. Replacement Glass	PFS417			•			
7. Replacement Glass	PFT517				•	•	•
8. Pole Clamp for Diameter Pole 76mm	PPC100	PPC102		•	•	•	•
9. 220mm Wall Bracket	PWB100	PWB102			•	•	•
10. 205mm Corner Bracket	PCB100	PCB102			•	•	•
11. 750mm Extension Arm	PWA750	PWA752			•	•	•
12. 500mm Extension Arm	PWA500	PWA502			•	•	•
13. Wire Guard (plated)			PWG514		•	•	•
14. Louvre Attachment (Rigor 3,4 & 5)	PML100	PML101	PML104		•	•	•