

12

SIGNLIGHTS



Hydra 1
Hydra 2
Hydra 3

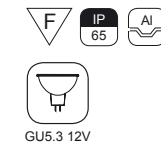


Hydra 1 & 2

IP65 Exterior Halogen Sign/Spotlights

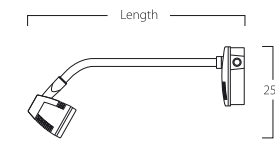
Stylish yet rugged low voltage exterior spotlight. Signlight versions (Hydra 1) with extension arms and without arm versions (Hydra 2) for use around gardens, architectural features etc.

- For 12V 50W (MR16) Halogen reflector lamps (not included)
- Rear, side and top cable entry points. Through wiring facility
- 50VA Toroidal transformer built into separate die cast housing

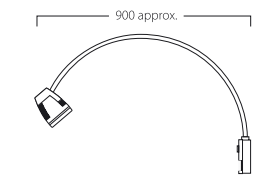


Hydra 1

With arm

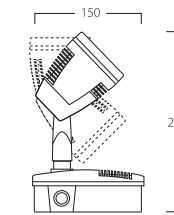


With curved arm

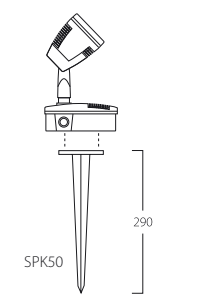


Hydra 2

Less arm



With garden spike



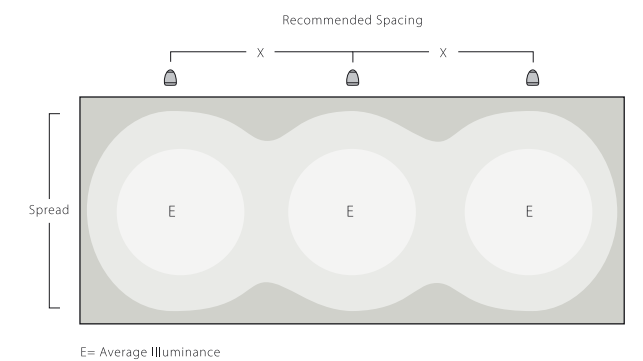
Hydra 1	Black	White	Aluminium
Arm Length mm			
500	PSL35	PSL36	PSL39
900	PSL50	PSL51	PSL54
Hydra 1	Black	White	Aluminium
Curved Arm			
Curved Arm	PCL90	PCL91	PCL94
Hydra 2	Black	White	Aluminium
Less Arm			
Less Arm	PSL10	PSL11	PSL14

Options & Accessories	Code
'With Lamp' Option	
Hydra complete with lamp	Suffix / L
Garden Spike	
290mm long stainless steel spike may be screwed to the base of the transformer housing (through blind fixing holes) to provide flexibility of lighting positions amongst plants, bushes and features etc.	SPK50

Spacing For Linear Signage

The brightness and evenness of light is determined by the lamp wattage, its beam angle and the spacing between them. The table below can be applied for typical signage.

Beam Angle	60° (Extra Wide Flood)	38° (Flood)
Spacing X	1.0-1.5m	0.8-1.0m
E lux	1000	2000
Spread	1.5m	1.0m
Lamp Watts	50	50

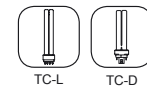


Hydra 3 & 4

Compact Fluorescent Sign/Floodlights

Slim, discrete linear design, ideal for most signage. Efficient, specular parabolic optics combine with high output, Compact Fluorescent lamps to ensure optimum luminance and low energy costs. Choice of two housing sizes; Hydra 2 and Hydra 3, to complement most applications. Offers huge savings in running costs over traditional halogen lighting.

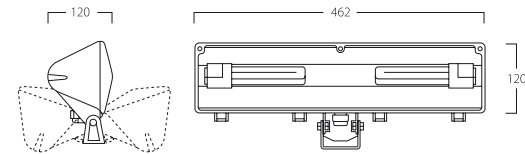
- Use without arm as general low energy area floodlight or with 400mm arm as an efficient, discrete signlight
- Ratcheted stirrup bracket
- Main housing and clear covers are injection moulded polycarbonate for vandal resistance
- Hinged front cover



Hydra 3 - Head Unit Only

- Hydra 3 is a Compact Fluorescent area floodlight, or when fitted with 400mm arm, a very effective outdoor sign light (see accessories).
- Projected area = 0.058m²

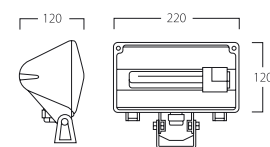
Lamp(s) (Included)	White	Black
2 x 26W TC-D 2 Pin	PSL227	PSL226
36W TC-L 4 Pin	PSL137	PSL136



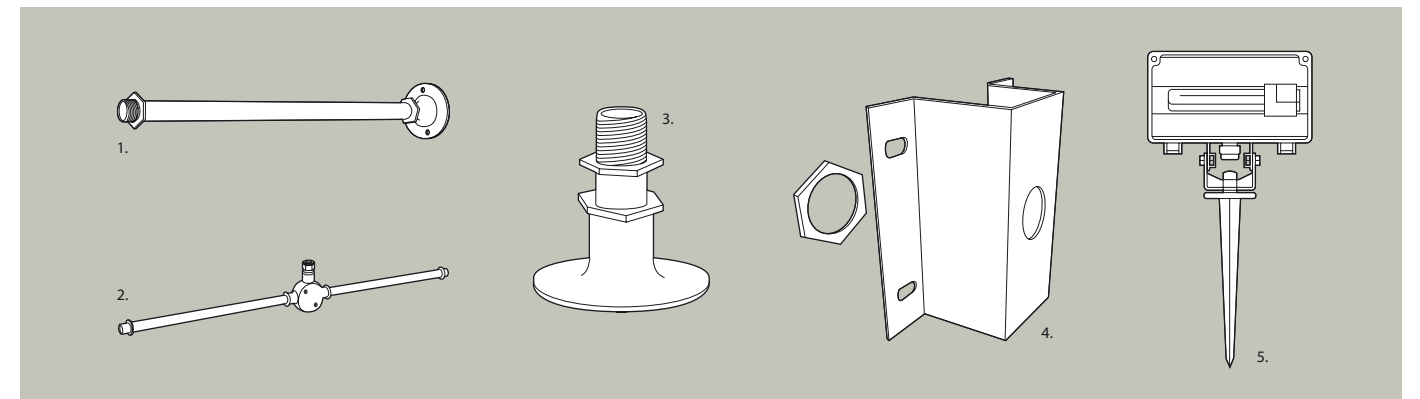
Hydra 4 - Head Unit Only

- The smaller of the two housing types incorporating a single 26W TC-D lamp. A highly effective and efficient light source controlled by specular reflector optics.
- Projected area = 0.028m²

Lamp (Included)	White	Black
26W TC-D	PSL127	PSL126



Accessories



Accessories	White	Black
1. 400mm Long Sign Arm Fitted with BESA dome cover	PSL402	PSL400
2. Double Sign Arm 2 x 400mm For double sided signs	PSL802	PSL800
3. BESA Mounting Kit For use if using as a floodlight	PSL22	PSL20
4. Surface Wiring Mounting Bracket Enables 400mm arms to be mounted using surface fixed wiring. To use without arm, a standard 20mm externally threaded conduit nipple is required.	PSL32	PSL30
5. Hydra Fitted With Garden Spike Addition of a 210mm long nylon spike enable Hydras to be mounted to floodlight plants, bushes, furniture, statues, features etc. Low energy usage means they can stay on all night at little cost for security purposes.		

Options	Code
Hydra 3 or 4 with Photocell Fitted Automatic dawn to dusk switching	Suffix / PC

Average Illuminance Across Sign (Lux)

